



# GRANTSBURG HIGH SCHOOL

## Summer 2011

### Analysis Overview

#### Collection Information

<b>Date of Analysis:</b>	19-Jul-2011 12:56:50
<b>Circulation System:</b>	Follett Destiny
<b>Data Integrity:</b>	OK: 66.10% holdings recognized
<b># of Records:</b>	9341
<b># of Holdings:</b>	10313
<b>Recognized Call Numbers:</b>	6817
<b>Average Age:</b>	1984
<b>Enrollment:</b>	250
<b>Items per Student:</b>	27.27

#### School Information

GRANTSBURG HIGH SCHOOL  
480 E JAMES AVE  
GRANTSBURG, WI 54840

#### Contact Information

<b>Name:</b>	Lisa Danielson
<b>Phone:</b>	715-463-5165ex 147
<b>Phone (alt):</b>	
<b>Fax:</b>	
<b>Email:</b>	<a href="mailto:lisa.danielson@gk12.net">lisa.danielson@gk12.net</a>
<b>Email (alt):</b>	

# GRANTSBURG HIGH SCHOOL

Prepared By : Lisa Danielson

19-Jul-2011 12:56:50

## Collection Analysis (by 100s)

The Hundred Divisions		Average Age	Items	% of Collection
000	Generalities	1983	44	0.65%
100	Philosophy and Psychology	1984	65	0.95%
200	Religion	1980	53	0.78%
300	Social Sciences	1984	544	7.98%
400	Language	1976	11	0.16%
500	Natural Sciences/Mathematics	1977	342	5.02%
600	Technology	1980	505	7.41%
700	The Arts	1976	509	7.47%
800	Literature and Rhetoric	1972	343	5.03%
900	Geography and History	1980	867	12.72%
<b>Hundred Divisions Totals</b>		<b>1979</b>	<b>3283</b>	<b>48.16%</b>

### Additional Category Listings

General Fiction	1996	1774	26.02%	
Reference	1986	542	7.95%	
Biography	1975	491	7.20%	
Professional	2003	17	0.25%	
Story Collection	1974	117	1.72%	
Paperback	1995	593	8.70%	
Easy	n/a	0	0.00%	
<b>Additional Category Listings Totals</b>		<b>1990</b>	<b>3534</b>	<b>51.84%</b>

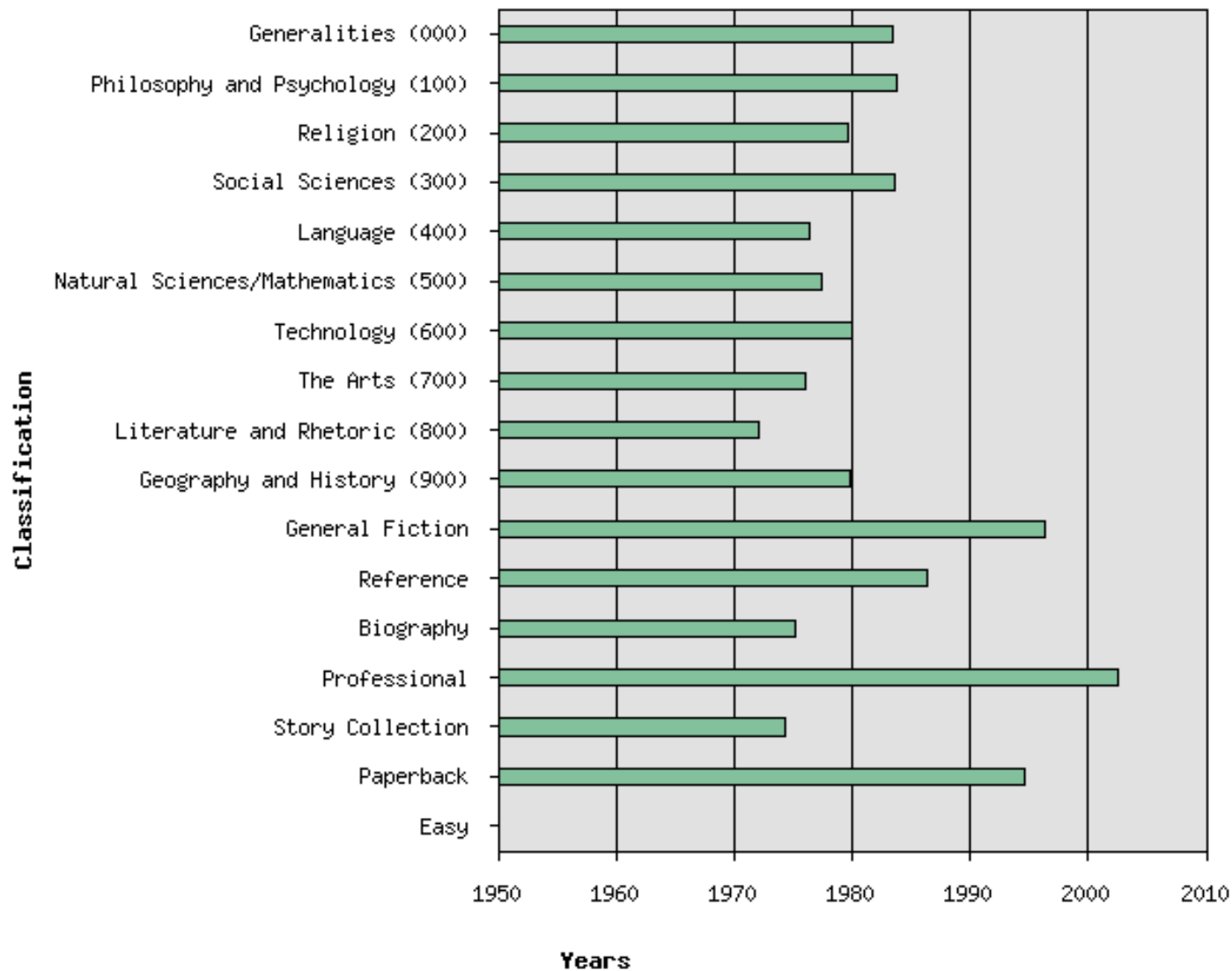
**Totals** **1984** **6817**

# GRANTSBURG HIGH SCHOOL

Prepared By : Lisa Danielson

19-Jul-2011 12:56:50

## Collection Analysis (by 100s) - Average Age

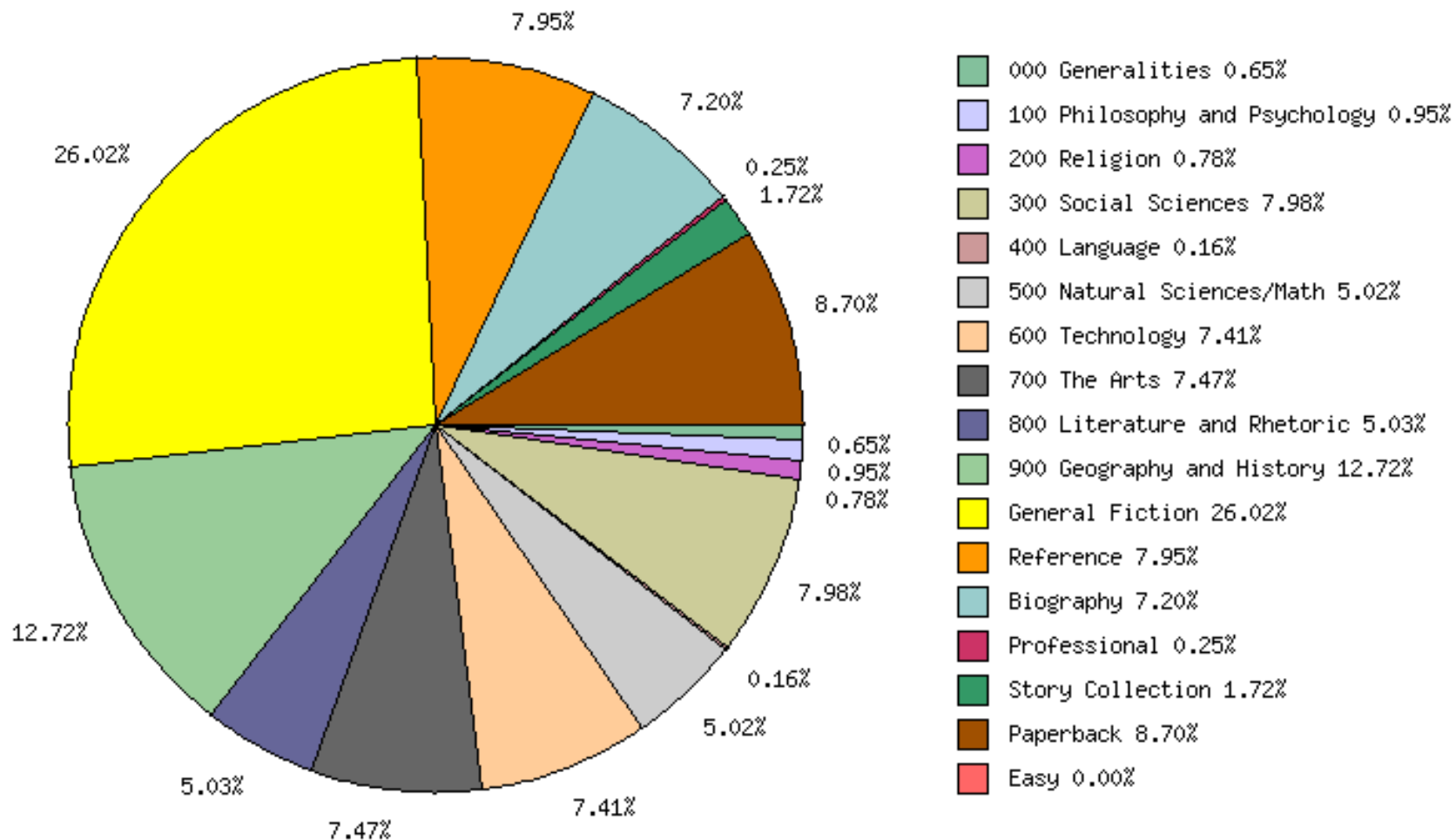


# GRANTSBURG HIGH SCHOOL

Prepared By : Lisa Danielson

19-Jul-2011 12:56:50

## Collection Analysis (by 100s) - Main Classification Percentages



# GRANTSBURG HIGH SCHOOL

Prepared By : Lisa Danielson

19-Jul-2011 12:56:50

## Collection Analysis (by 10s)

The Hundreds Divisions		Age	Items	% of Collection
000	Generalities	1983	34	0.50%
010	Bibliography	n/a	0	0.00%
020	Library and Information Sciences	1994	2	0.03%
030	General Encyclopedic Works	1988	3	0.04%
040	n/a	n/a	0	0.00%
050	General Serial Publications	n/a	0	0.00%
060	General Organizations and Museology	1965	1	0.01%
070	News Media, Journalism, Publishing	1980	4	0.06%
080	General Collections	n/a	0	0.00%
090	Manuscripts and Rare Books	n/a	0	0.00%
<b>Generalities Totals</b>		<b>1983</b>	<b>44</b>	<b>0.65%</b>
100	Philosophy and Psychology	1990	1	0.01%
110	Metaphysics	n/a	0	0.00%
120	Epistemology, Causation, Humankind	1976	3	0.04%
130	Paranormal Phenomena	1978	16	0.23%
140	Specific Philosophical Schools	1968	1	0.01%
150	Psychology	1985	36	0.53%
160	Logic	n/a	0	0.00%
170	Ethics	1991	8	0.12%
180	Ancient, Medieval, Oriental Philosophy	n/a	0	0.00%
190	Modern Western Philosophy	n/a	0	0.00%
<b>Philosophy and Psychology Totals</b>		<b>1984</b>	<b>65</b>	<b>0.95%</b>
200	Religion	1983	2	0.03%
210	Philosophy and Theory of Religion	n/a	0	0.00%
220	Bible	1964	11	0.16%
230	Christianity/Christian Theology	n/a	0	0.00%
240	Christian Moral & Devotional Theology	1969	1	0.01%
250	Christian Orders & Local Church	n/a	0	0.00%
260	Social and Ecclesiastical Theology	n/a	0	0.00%
270	History of Christianity	n/a	0	0.00%
280	Christian Denominations & Sects	1973	3	0.04%
290	Comparative and Other Religions	1985	36	0.53%
<b>Religion Totals</b>		<b>1980</b>	<b>53</b>	<b>0.78%</b>

# GRANTSBURG HIGH SCHOOL

Prepared By : Lisa Danielson

19-Jul-2011 12:56:50

## Collection Analysis (by 10s)

The Hundreds Divisions		Age	Items	% of Collection
300	Social Sciences	1985	111	1.63%
310	Collections of General Statistics	n/a	0	0.00%
320	Political Science	1980	65	0.95%
330	Economics	1984	75	1.10%
340	Law	1982	40	0.59%
350	Public Admin and Military Science	1982	26	0.38%
360	Social Problems and Services	1989	116	1.70%
370	Education	1991	18	0.26%
380	Commerce, Commun., Transportation	1977	19	0.28%
390	Customs, Etiquette, Folklore	1976	74	1.09%
<b>Social Sciences Totals</b>		<b>1984</b>	<b>544</b>	<b>7.98%</b>
400	Language	n/a	0	0.00%
410	Linguistics	1981	1	0.01%
420	English and Old English	1973	9	0.13%
430	Germanic Languages, German	n/a	0	0.00%
440	Romance Languages, French	1998	1	0.01%
450	Italian, Romanian, Rhaeto-Romanic	n/a	0	0.00%
460	Spanish and Portuguese Languages	n/a	0	0.00%
470	Italic Languages, Latin	n/a	0	0.00%
480	Hellenic Languages, Classical Greek	n/a	0	0.00%
490	Other Languages	n/a	0	0.00%
<b>Language Totals</b>		<b>1976</b>	<b>11</b>	<b>0.16%</b>
500	Natural Sciences/Mathematics	1981	17	0.25%
510	Mathematics	1974	9	0.13%
520	Astronomy and Allied Sciences	1980	40	0.59%
530	Physics	1981	15	0.22%
540	Chemistry and Allied Sciences	1973	16	0.23%
550	Earth Sciences	1981	15	0.22%
560	Paleontology, Paleozoology	1987	4	0.06%
570	Life Sciences, Biology	1980	40	0.59%
580	Plants	1975	45	0.66%
590	Animals	1976	141	2.07%
<b>Natural Sciences/Mathematics Totals</b>		<b>1977</b>	<b>342</b>	<b>5.02%</b>

# GRANTSBURG HIGH SCHOOL

Prepared By : Lisa Danielson

19-Jul-2011 12:56:50

## Collection Analysis (by 10s)

The Hundreds Divisions		Age	Items	% of Collection
600	Technology	1976	11	0.16%
610	Medical Sciences, Medicine	1985	80	1.17%
620	Engineering and Allied Operations	1982	71	1.04%
630	Agriculture	1983	70	1.03%
640	Home Economics and Family Living	1978	215	3.15%
650	Management Auxiliary Services	1975	16	0.23%
660	Chemical Engineering	1976	6	0.09%
670	Manufacturing	1974	4	0.06%
680	Manufacture for Specific Uses	1978	26	0.38%
690	Buildings	1979	6	0.09%
<b>Technology Totals</b>		<b>1980</b>	<b>505</b>	<b>7.41%</b>
700	The Arts	1975	26	0.38%
710	Civic and Landscape Art	1974	1	0.01%
720	Architecture	1972	23	0.34%
730	Plastic Arts, Sculpture	1971	27	0.40%
740	Drawing and Decorative Arts	1976	108	1.58%
750	Painting and Paintings	1975	24	0.35%
760	Graphic Arts, Print Making	1973	6	0.09%
770	Photography and Photographs	1972	8	0.12%
780	Music	1969	73	1.07%
790	Recreational and Performing Arts	1980	213	3.12%
<b>The Arts Totals</b>		<b>1976</b>	<b>509</b>	<b>7.47%</b>
800	Literature and Rhetoric	1972	58	0.85%
810	American Literature in English	1976	163	2.39%
820	English and Old English Literatures	1969	98	1.44%
830	Literatures of Germanic Languages	1961	5	0.07%
840	Literatures of Romance Languages	1983	2	0.03%
850	Italian, Romanian, Rhaeto-Romanic	1954	2	0.03%
860	Spanish and Portuguese Literatures	n/a	0	0.00%
870	Italic Literatures, Latin	1956	3	0.04%
880	Hellenic Literatures, Classical Greek	1960	9	0.13%
890	Literatures of Other Languages	1966	3	0.04%
<b>Literature and Rhetoric Totals</b>		<b>1972</b>	<b>343</b>	<b>5.03%</b>

# GRANTSBURG HIGH SCHOOL

Prepared By : Lisa Danielson

19-Jul-2011 12:56:50

## Collection Analysis (by 10s)

The Hundreds Divisions		Age	Items	% of Collection
900	Geography and History	1978	13	0.19%
910	Geography and Travel	1978	123	1.80%
920	Biography, Genealogy, Insignia	1967	110	1.61%
930	History of Ancient World	1982	44	0.65%
940	General History of Europe	1980	184	2.70%
950	General History of Asia	1984	65	0.95%
960	General History of Africa	1981	11	0.16%
970	General History of North America	1984	299	4.39%
980	General History of South America	1988	13	0.19%
990	General History of Other Areas	1988	5	0.07%
<b>Geography and History Totals</b>		<b>1980</b>	<b>867</b>	<b>12.72%</b>

## Additional Category Listings

General Fiction	1996	1774	26.02%
Reference	1986	542	7.95%
Biography	1975	491	7.20%
Professional	2003	17	0.25%
Story Collection	1974	117	1.72%
Paperback	1995	593	8.70%
Easy	n/a	0	0.00%
<b>Additional Category Listings Totals</b>	<b>1990</b>	<b>3534</b>	<b>51.84%</b>

<b>Totals</b>	<b>1984</b>	<b>6817</b>	
---------------	-------------	-------------	--



# GRANTSBURG HIGH SCHOOL

Prepared By : Lisa Danielson

19-Jul-2011 12:56:50

## Balanced Dewey Comparisons: FLR

### Hundreds Divisions

		Avg Age	Items	% of Collection	FLR Bal. Dewey	Difference
000	Generalities	1983	44	0.65%	1.50%	-0.85%
100	Philosophy and Psychology	1984	65	0.95%	1.00%	-0.05%
200	Religion	1980	53	0.78%	1.50%	-0.72%
300	Social Sciences	1984	544	7.98%	11.50%	-3.52%
400	Language	1976	11	0.16%	2.00%	-1.84%
500	Natural Sciences/Mathematics	1977	342	5.02%	8.00%	-2.98%
600	Technology	1980	505	7.41%	8.00%	-0.59%
700	The Arts	1976	509	7.47%	8.00%	-0.53%
800	Literature and Rhetoric	1972	343	5.03%	9.00%	-3.97%
900	Geography and History	1980	867	12.72%	10.00%	2.72%

### Additional Category Listings

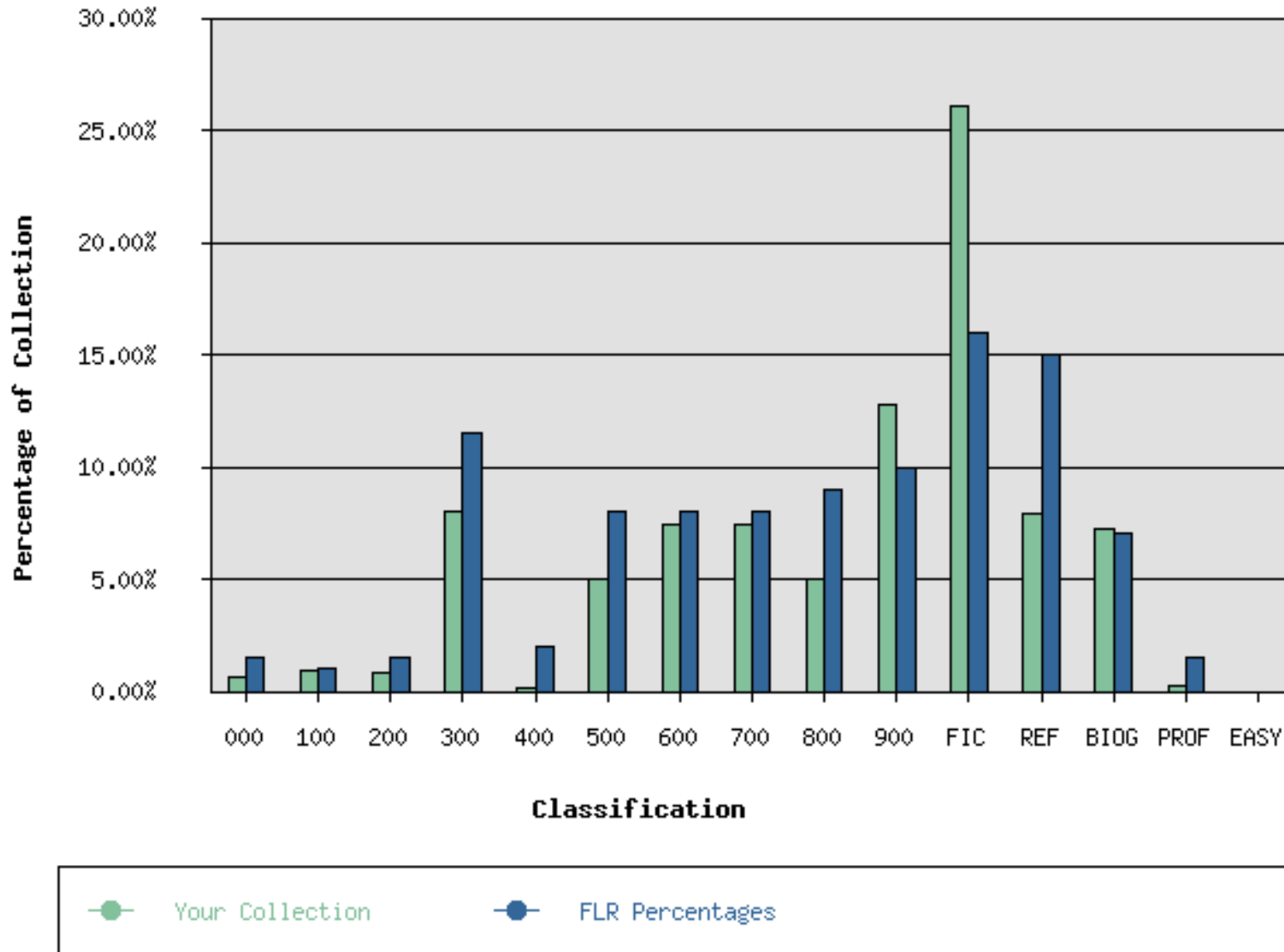
General Fiction	1996	1774	26.02%	16.00%	10.02%
Reference	1986	542	7.95%	15.00%	-7.05%
Biography	1975	491	7.20%	7.00%	0.20%
Professional	2003	17	0.25%	1.50%	-1.25%
Story Collection	1974	117	1.72%	n/a	n/a
Paperback	1995	593	8.70%	n/a	n/a
Easy	n/a	0	0.00%	0.00%	0.00%
<b>Totals</b>		<b>1984</b>	<b>6817</b>		

# GRANTSBURG HIGH SCHOOL

Prepared By : Lisa Danielson

19-Jul-2011 12:56:50

## Balanced Dewey Comparisons: FLR



# GRANTSBURG HIGH SCHOOL

Prepared By : Lisa Danielson

19-Jul-2011 12:56:50

## Balanced Dewey Comparisons: Wilson

### Hundreds Divisions

		Avg Age	Items	% of Collection	Wilson Bal. Dewey	Difference
000	Generalities	1983	44	0.65%	0.60%	0.05%
100	Philosophy and Psychology	1984	65	0.95%	1.20%	-0.25%
200	Religion	1980	53	0.78%	1.20%	-0.42%
300	Social Sciences	1984	544	7.98%	11.20%	-3.22%
400	Language	1976	11	0.16%	0.30%	-0.14%
500	Natural Sciences/Mathematics	1977	342	5.02%	7.60%	-2.58%
600	Technology	1980	505	7.41%	6.00%	1.41%
700	The Arts	1976	509	7.47%	5.30%	2.17%
800	Literature and Rhetoric	1972	343	5.03%	9.60%	-4.57%
900	Geography and History	1980	867	12.72%	11.40%	1.32%

### Additional Category Listings

General Fiction	1996	1774	26.02%	12.80%	13.22%
Reference	1986	542	7.95%	21.10%	-13.15%
Biography	1975	491	7.20%	10.00%	-2.80%
Professional	2003	17	0.25%	1.70%	-1.45%
Story Collection	1974	117	1.72%	n/a	n/a
Paperback	1995	593	8.70%	n/a	n/a
Easy	n/a	0	0.00%	0.00%	0.00%

**Totals**

**1984**

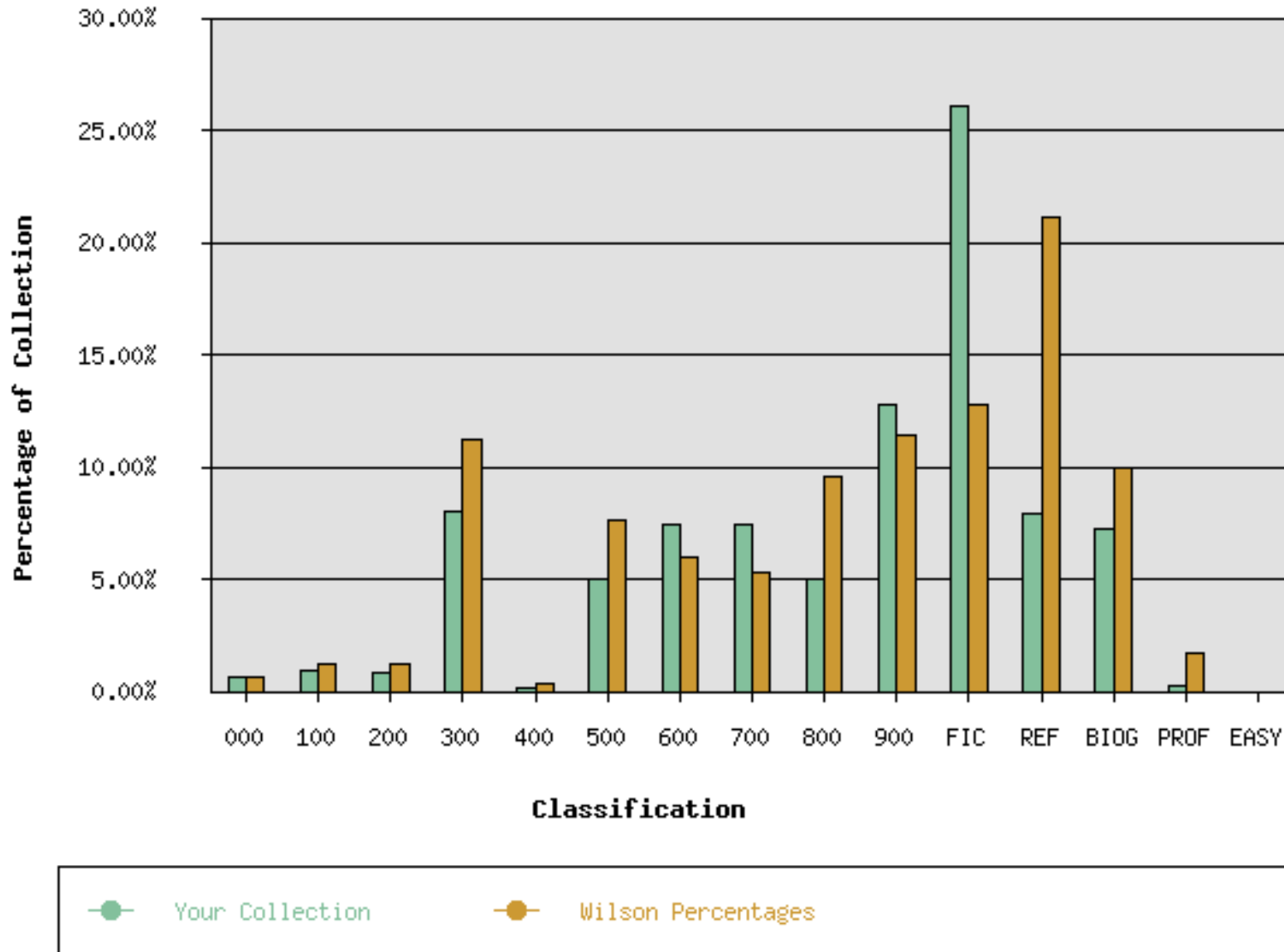
**6817**

# GRANTSBURG HIGH SCHOOL

Prepared By : Lisa Danielson

19-Jul-2011 12:56:50

## Balanced Dewey Comparisons: Wilson



# GRANTSBURG HIGH SCHOOL

Prepared By : Lisa Danielson

19-Jul-2011 12:56:50

## Collection By Year

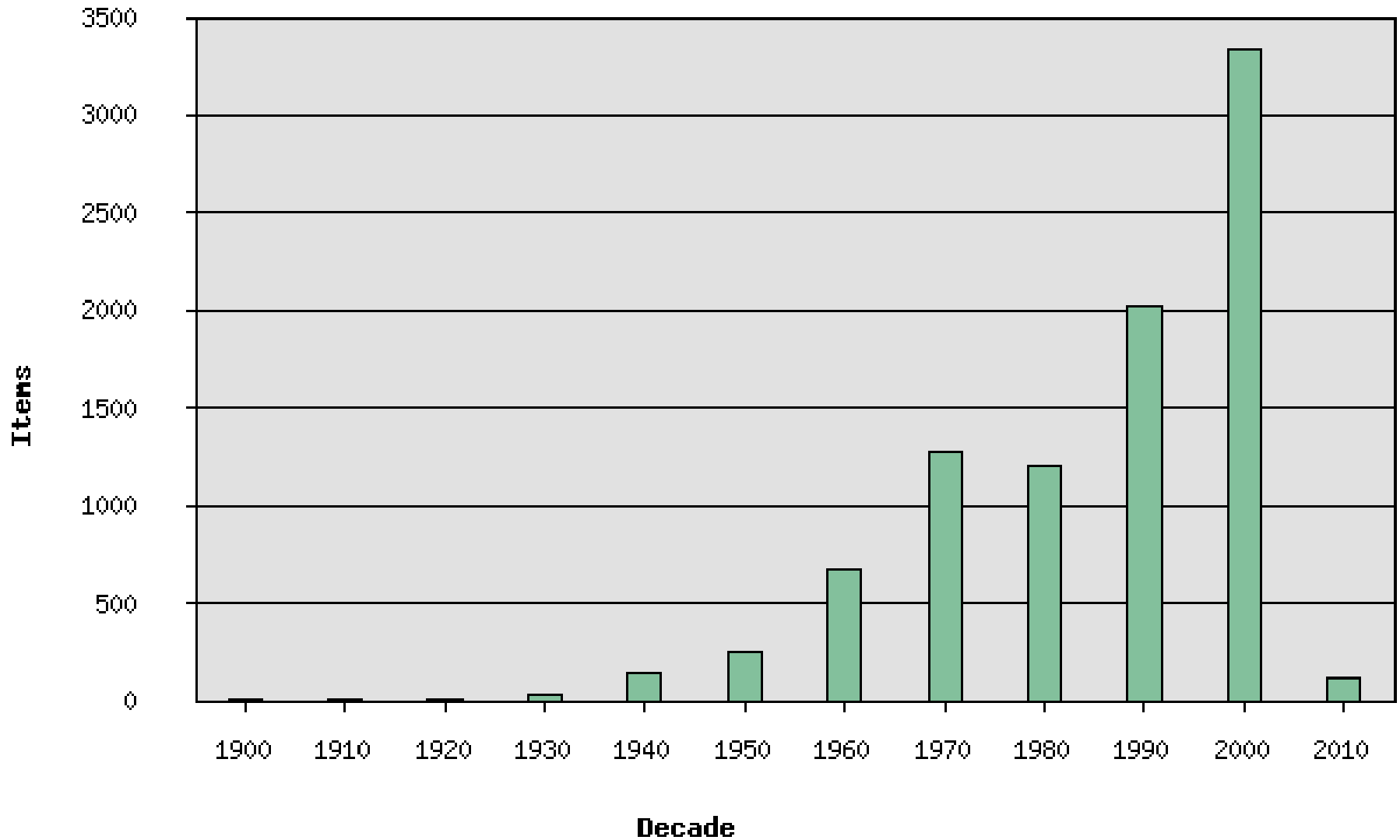
Decade	# of Books
1900	3
1910	3
1920	7
1930	33
1940	137
1950	246
1960	675
1970	1278
1980	1203
1990	2017
2000	3343
2010	116
No year given/out of range	1252
<b>Total</b>	<b>10313</b>

# GRANTSBURG HIGH SCHOOL

Prepared By : Lisa Danielson

19-Jul-2011 12:56:50

## Collection By Year



# GRANTSBURG HIGH SCHOOL

Prepared By : Lisa Danielson

19-Jul-2011 12:56:50

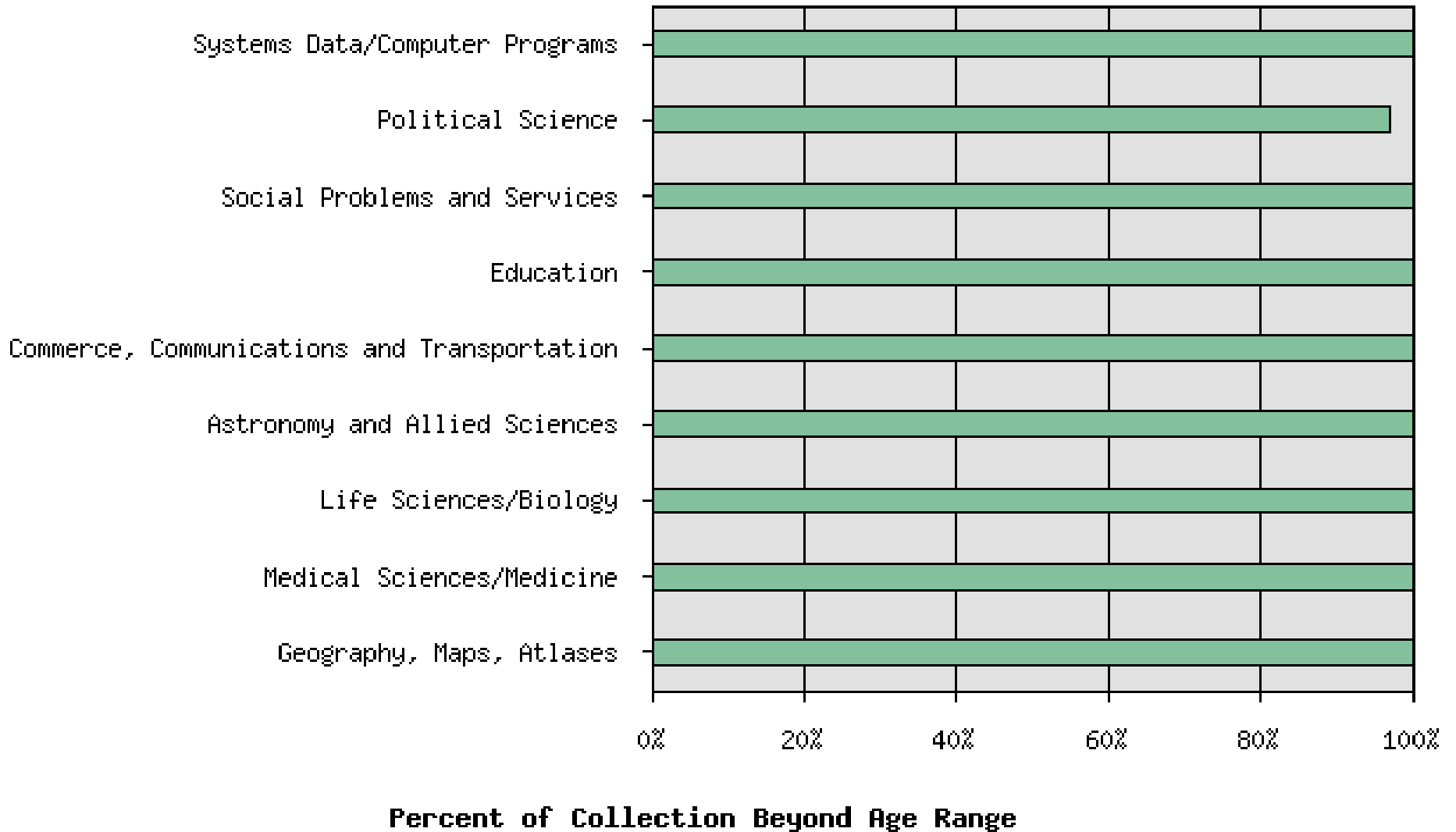
## Age Sensitivity

Dewey Ranges		Acceptable Age (Years)	Items in Collection	Aged	
003-007	Systems Data/Computer Programs	3	6	6	100.00%
320-329	Political Science	5	65	63	96.92%
361-369	Social Problems and Services	5	114	114	100.00%
370-379	Education	5	18	18	100.00%
380-389	Commerce, Communications and Transportation	5	19	19	100.00%
520-529	Astronomy and Allied Sciences	5	40	40	100.00%
570-579	Life Sciences/Biology	5	39	39	100.00%
610-619	Medical Sciences/Medicine	5	80	80	100.00%
910-919	Geography, Maps, Atlases	5	122	122	100.00%

# GRANTSBURG HIGH SCHOOL

Prepared By : Lisa Danielson  
19-Jul-2011 12:56:50

## Age Sensitivity





## The Hundred Divisions (Summary)

### **000 Generalities**

- 010 Bibliography
- 020 Library and Information Sciences
- 030 General Encyclopedic Works
- 040 n/a
- 050 General Serial Publications
- 060 General Organizations and Museology
- 070 News Media, Journalism, Publishing
- 080 General Collections
- 090 Manuscripts and Rare Books

### **100 Philosophy and Psychology**

- 110 Metaphysics
- 120 Epistemology, Causation, Humankind
- 130 Paranormal Phenomena
- 140 Specific Philosophical Schools
- 150 Psychology
- 160 Logic
- 170 Ethics
- 180 Ancient, Medieval, Oriental Philosophy
- 190 Modern Western Philosophy

### **200 Religion**

- 210 Philosophy and Theory of Religion
- 220 Bible
- 230 Christianity/Christian Theology
- 240 Christian Moral & Devotional Theology
- 250 Christian Orders & Local Church
- 260 Social and Ecclesiastical Theology
- 270 History of Christianity
- 280 Christian Denominations & Sects
- 290 Comparative and Other Religions

### **300 Social Sciences**

- 310 Collections of General Statistics
- 320 Political Science
- 330 Economics
- 340 Law
- 350 Public Admin and Military Science
- 360 Social Problems and Services
- 370 Education
- 380 Commerce, Commun., Transportation
- 390 Customs, Etiquette, Folklore

### **400 Language**

- 410 Linguistics
- 420 English and Old English
- 430 Germanic Languages, German
- 440 Romance Languages, French
- 450 Italian, Romanian, Rhaeto-Romanic
- 460 Spanish and Portuguese Languages
- 470 Italic Languages, Latin
- 480 Hellenic Languages, Classical Greek
- 490 Other Languages

### **500 Natural Sciences/Mathematics**

- 510 Mathematics
- 520 Astronomy and Allied Sciences
- 530 Physics
- 540 Chemistry and Allied Sciences
- 550 Earth Sciences
- 560 Paleontology, Paleozoology
- 570 Life Sciences, Biology
- 580 Plants
- 590 Animals

### **600 Technology**

- 610 Medical Sciences, Medicine
- 620 Engineering and Allied Operations
- 630 Agriculture
- 640 Home Economics and Family Living
- 650 Management Auxiliary Services
- 660 Chemical Engineering
- 670 Manufacturing
- 680 Manufacture for Specific Uses
- 690 Buildings

### **700 The Arts**

- 710 Civic and Landscape Art
- 720 Architecture
- 730 Plastic Arts, Sculpture
- 740 Drawing and Decorative Arts
- 750 Painting and Paintings
- 760 Graphic Arts, Print Making
- 770 Photography and Photographs
- 780 Music
- 790 Recreational and Performing Arts

### **800 Literature and Rhetoric**

- 810 American Literature in English
- 820 English and Old English Literatures
- 830 Literatures of Germanic Languages
- 840 Literatures of Romance Languages
- 850 Italian, Romanian, Rhaeto-Romanic
- 860 Spanish and Portuguese Literatures
- 870 Italic Literatures, Latin
- 880 Hellenic Literatures, Classical Greek
- 890 Literatures of Other Languages

### **900 Geography and History**

- 910 Geography and Travel
- 920 Biography, Genealogy, Insignia
- 930 History of Ancient World
- 940 General History of Europe
- 950 General History of Asia
- 960 General History of Africa
- 970 General History of North America
- 980 General History of South America
- 990 General History of Other Areas